

Storage & greenhouse shelving

No Tools Required

Before You Start

Please check the pack contents before attempting to construct this 'Greenhouse Shelving'.

Assembly

Assemble as shown (Fig 1).

Parts & Fittings Supplied





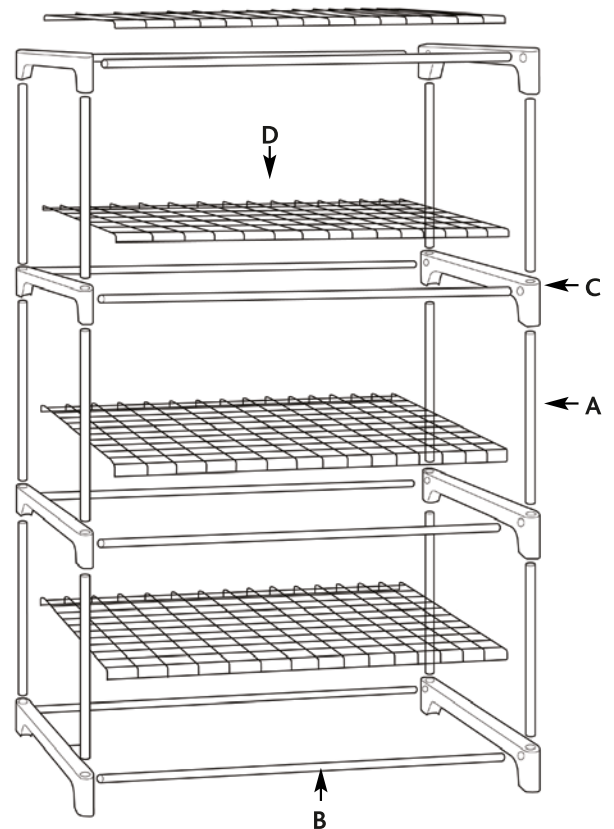
Ref	A	B	C	D
				
Qty	12	8	8	4

Fig. 1



Helpline Number

If you have any problems or queries with this Shelving please call our helpline on +44 (0)1406 372227 between the hours of 9am to 5.30pm Monday to Friday.

