

4 Tier growhouse

with reinforced cover

No Tools Required

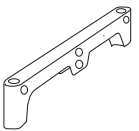


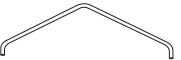

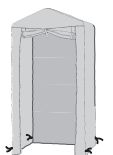
Before You Start

Please check the pack contents before attempting to construct this '4 Tier Growhouse'.

Assembly

1. Assemble as shown – pushing uprights (B) and cross poles (C) firmly home into cross members (A). (Fig. 1)
2. Push roof arches (D) firmly into top cross members. (Fig. 1)
3. Fit trays (E) as shown. (Fig. 1)
4. When assembled, slide on cover, (F) and secure with the ties. (Fig. 2)

Parts & Fittings Supplied

| Ref | Description | Illustration | Qty |
|-----|---------------|---|-----|
| A | Cross members |  | 10 |
| B | Uprights |  | 16 |
| C | Cross poles |  | 12 |
| D | Roof arches |  | 2 |
| E | Tray |  | 4 |
| F | Cover |  | 1 |

Helpline Number

If you have any problems or queries with this Greenhouse please call our helpline on +44 (0)1406 372227 between the hours of 9am to 5.30pm Monday to Friday.

Fig. 1

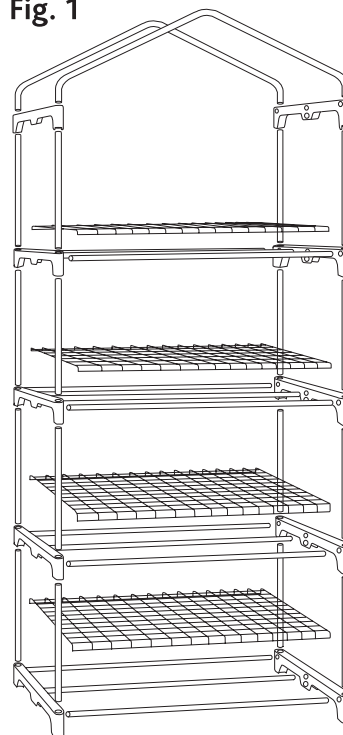


Fig. 2

