

5 Tier greenhouse

With heavy duty reinforced cover

No Tools Required

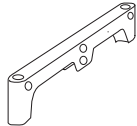


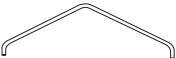

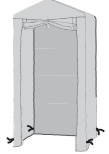
Before You Start

Please check the pack contents before attempting to construct this '5 Tier Greenhouse'.

Assembly

1. Assemble as shown – pushing uprights (B) and cross poles (C) firmly home into cross members (A). (Fig 1)
2. Push roof arches (D) firmly into top cross members. (Fig 1)
3. Fit trays (E) as shown. (Fig 1)
4. When assembled slide cover (F) over and secure with ties in bottom corners. (Fig 2)

Parts & Fittings Supplied

Ref	Description	Illustration	Qty
A	Cross members		12
B	Uprights		20
C	Cross poles		15
D	Roof arches		2
E	Shelves		10
F	Cover		1

Helpline Number

If you have any problems or queries with this Greenhouse please call our helpline on +44 (0)1406 372227 between the hours of 9am to 5.30pm Monday to Friday.

Fig. 1

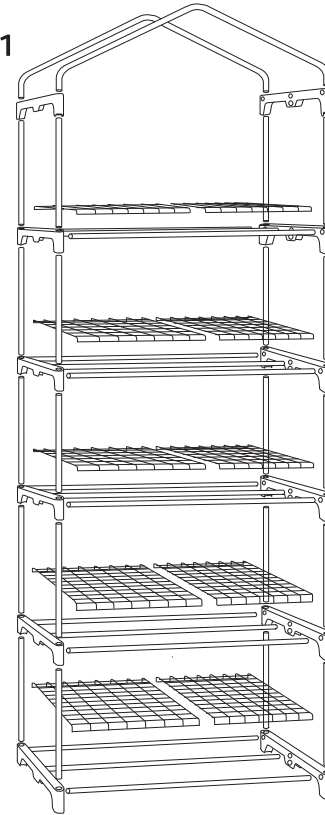


Fig. 2

