

4 Tier greenhouse

with PVC cover

No Tools Required

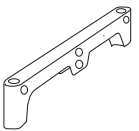


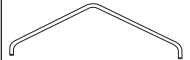
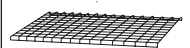
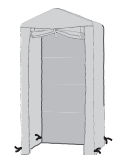
Before You Start

Please check the pack contents before attempting to construct this '4 Tier Greenhouse'.

Assembly

1. Assemble as shown – pushing uprights (B) and cross poles (C) firmly home into cross members (A). (Fig. 1)
2. Push roof arches (D) firmly into top cross members. (Fig. 1)
3. Fit trays (E) as shown. (Fig. 1)
4. When assembled, slide on cover, (F) and secure with the ties. (Fig. 2)

Parts & Fittings Supplied

Ref	Description	Illustration	Qty
A	Cross members		10
B	Uprights		16
C	Cross poles		12
D	Roof arches		2
E	Tray		4
F	Cover		1

Helpline Number

If you have any problems or queries with this Greenhouse please call our helpline on +44 (0)1406 372227 between the hours of 9am to 5.30pm Monday to Friday.

Fig. 1

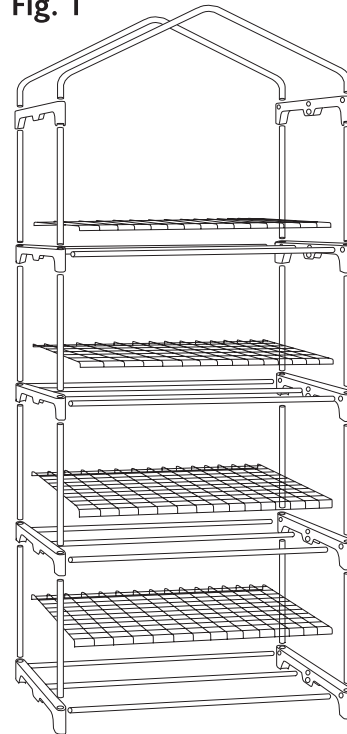


Fig. 2

